

The TAPR TICC Counter: Measuring Trillionths of a Second with an Arduino

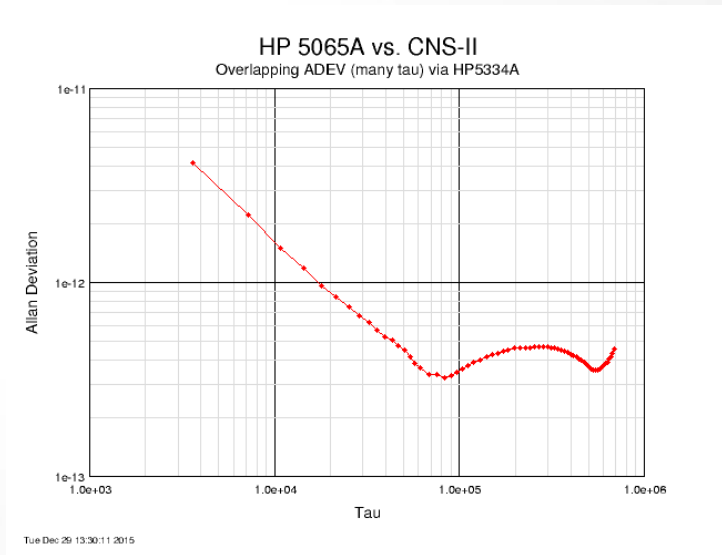
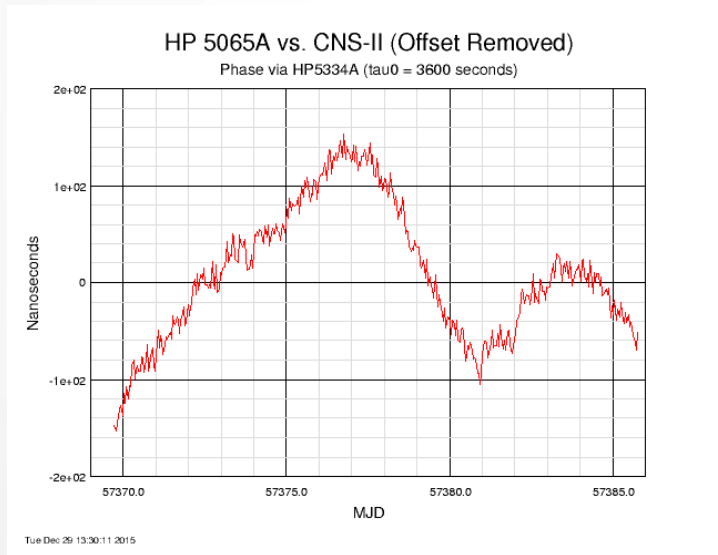
John Ackermann N8UR
TAPR DCC 2016

Sneak Preview

- ▣ The TICC is an electronic stopwatch that can time events with 60 picosecond resolution
- ▣ "Shield" form factor that connects to an Arduino Mega 2560
- ▣ Useful for Time-Nut applications: frequency and stability measurements
- ▣ Other possible uses: Radar, Ultrasonics, Stock Car Races???
- ▣ Open Source Software and Hardware
- ▣ Available as assembled unit from TAPR Real Soon Now

The Need

- Measure clock accuracy and stability over long periods (maybe years)
- Example: Compare Rubidium oscillator against GPS



The Method

- Several approaches, but one of the easiest is to compare pulse-per-second signals from the reference and the device under test ("DUT").
- Use a time interval counter to measure the time between reference (e.g., GPS) and DUT over a period of time.
- From that data we can learn a lot:
 - If the time difference increases or decreases steadily over time, one clock is faster than the other.
 - If the measurements bounce around (and they will), that noise can be analyzed to measure the stability of the clocks

The Problem

- ▣ We're measuring the change of phase (rate) over time.
 - ▣ Seconds per day, or maybe nanoseconds per year
- ▣ A traditional counter's resolution is limited by its clock speed.
 - ▣ At 1 MHz, 1 microsecond resolution. At 10 MHz, 100 nanoseconds.
 - ▣ Faster clock provides more resolution, but how far can you go?
- ▣ Fancier counters "interpolate" between clock pulses
 - ▣ Best counters can provide 20 picosecond or better resolution.
 - ▣ But it's complex and expensive to get there.

Possible Solutions



HP 5370

20ps

32 lbs, 250VA

ebay: \$250-500



HP 53132

150ps

7.5 lbs, 30W

Ebay: \$500-1000



HP 5334

2ns

12 lbs, 50VA

ebay: \$100-200

Can Amateurs Do Better?

The TAPR "TICC"



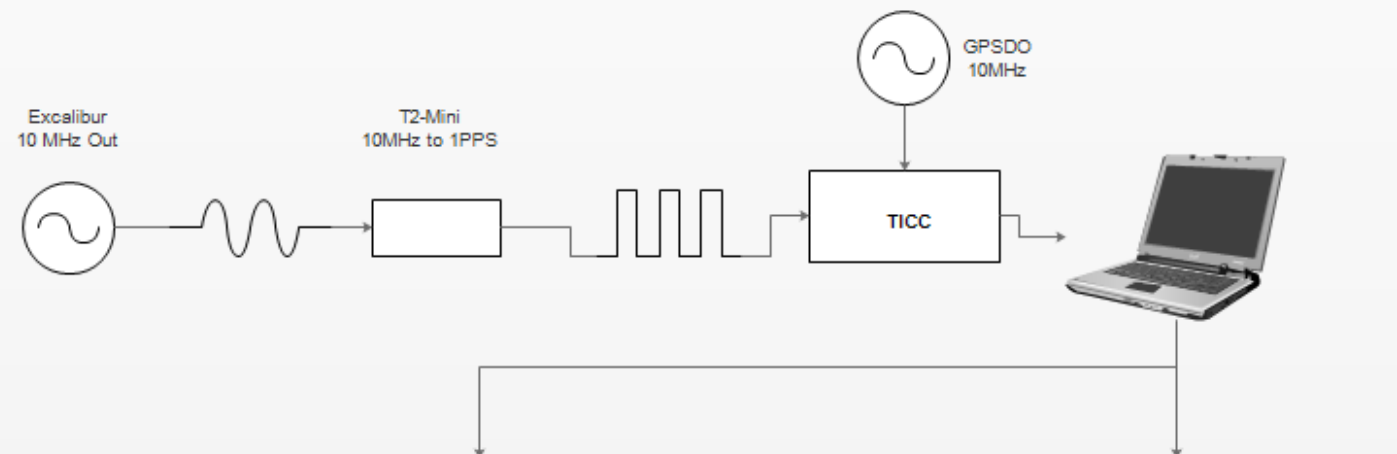
2.6 oz, 0.4W

- ▣ 60ps resolution
- ▣ 2 timestamping channels
- ▣ >100 measurements/second
- ▣ USB connection to host
- ▣ Arduino shield
- ▣ Open Source hardware and software
- ▣ Price <\$200

About the TICC

- ▣ A "timestamping" counter
 - ▣ Each input pulse is timed in seconds with 12 decimal places.
 - ▣ Timer is based on external 10 MHz signal.
 - ▣ Two channels, so two devices can be measured independently.
- ▣ Also a "time interval counter"
 - ▣ Can measure the time between a pulse on channel A and one on channel B, measuring the interval between them.
- ▣ Can also measure period, total number of pulses, etc.
- ▣ The TICC is **not** a frequency counter – it's designed for pulses, not RF.

Using the TICC to Measure HPSSDR "Excalibur" Frequency



```

COM3 (Arduino Mega or Mega 2560)
# timestamp (seconds)
2.176307559198 chA
3.1763079931227 chA
4.176308302967 chA
5.176308674818 chA
6.176309046263 chA
7.176309418033 chA
8.176309789876 chA
9.176310161946 chA
10.176310534333 chA
11.176310906516 chA
12.176311270995 chA
13.176311651118 chA
14.176312023465 chA
15.176312395695 chA
  
```

Excalibur Results

Frequency Difference (Linear residual)

Averaging window: Per-pixel

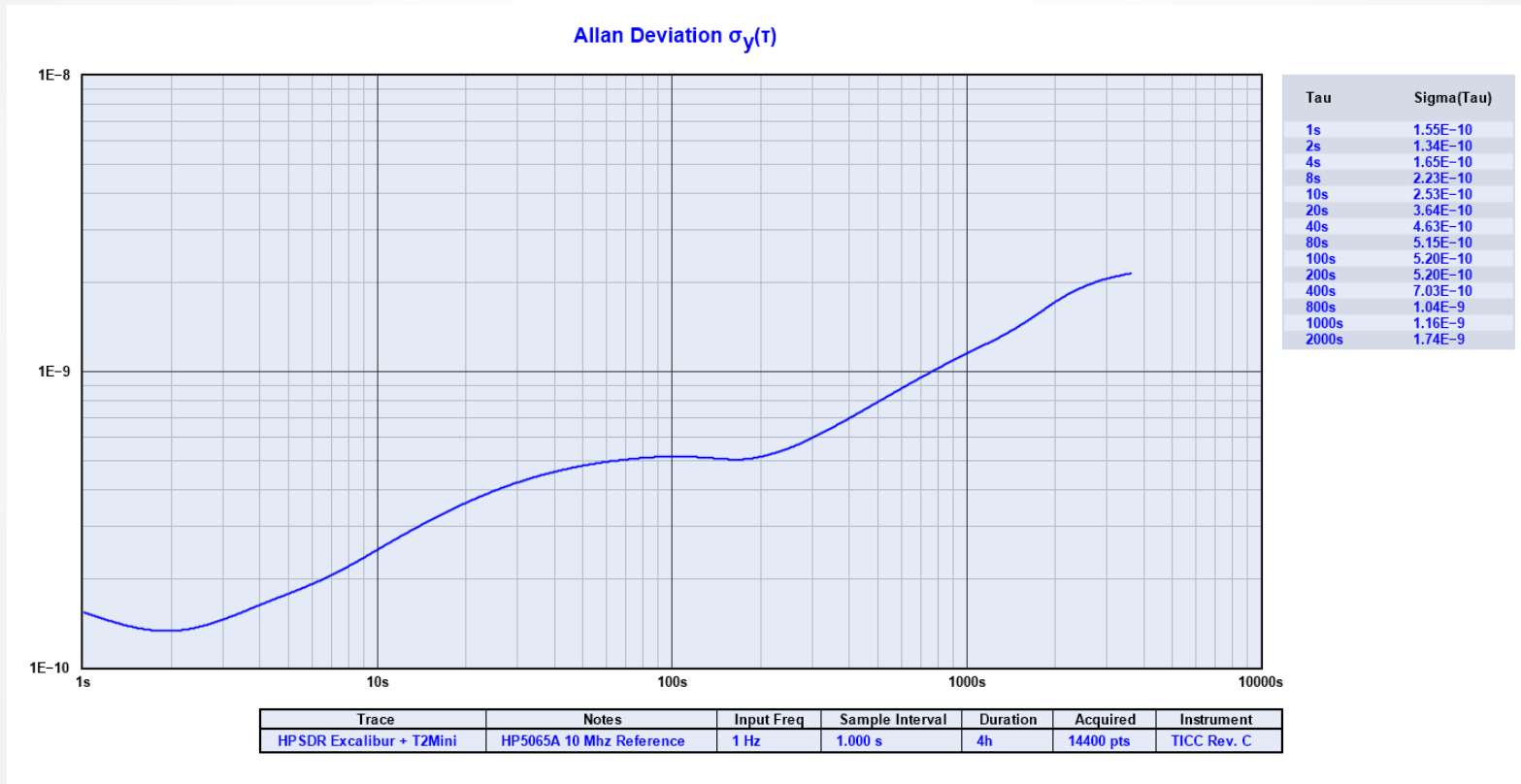


Origin	Drift (Hz/sec)	Drift (Hz/hr)
-3.83E-7	+4.55E-13	+1.64E-9

Avg Time (s)	Freq (Hz) at 14399s	Error
1	0 . 999 999 623	-3.77E-7
3	0 . 999 999 623	-3.77E-7
10	0 . 999 999 623	-3.77E-7
30	0 . 999 999 623	-3.77E-7
100	0 . 999 999 623	-3.77E-7
300	0 . 999 999 623	-3.77E-7
1 000	0 . 999 999 624	-3.76E-7
3 000	0 . 999 999 625	-3.75E-7
10 000	0 . 999 999 620	-3.80E-7

Trace	Notes	Input Freq	Sample Interval	Duration	Acquired	Instrument
HPSDR Excalibur + T2Mini	HP5065A 10 Mhz Reference	1 Hz	1.000 s	4h	14400 pts	TICC Rev. C

Excalibur Results



60Hz Main Power

Original Phase Difference (Linear residual)

Averaging window: Per-pixel



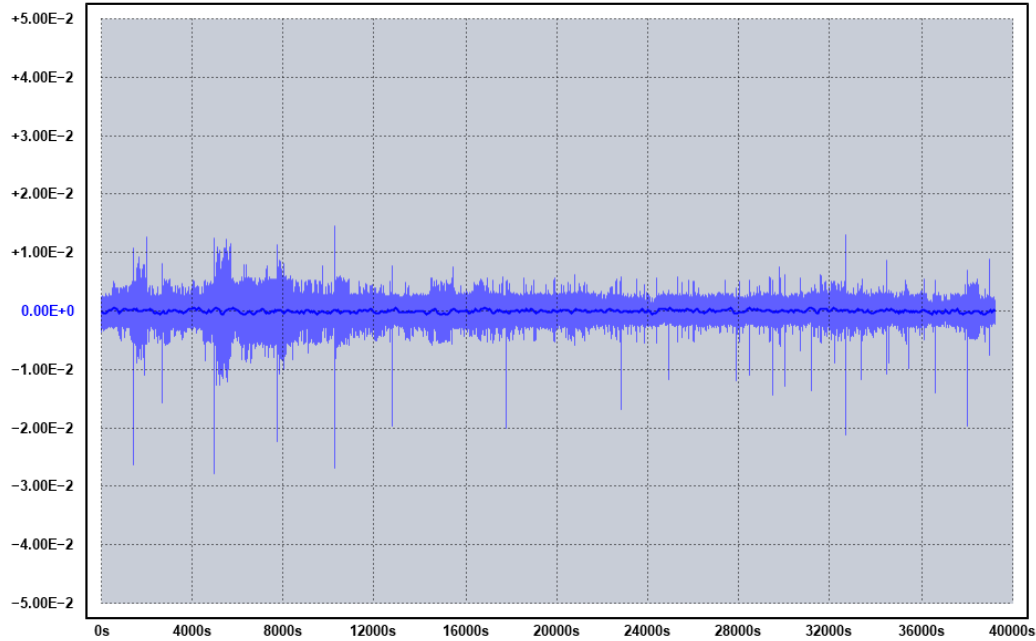
Origin	Slope (sec/sec)
-5.47E-2	+1.71E-5

Trace	Notes	Input Freq	Sample Interval	Duration	Acquired	Instrument
60 Hz Mains (Unsaved)	HP5065A	60 Hz	1/60 s	10h 53m 29s	2352551 pts	TICC

60Hz Mains Power

Frequency Difference (Linear residual)

Averaging window: Per-pixel



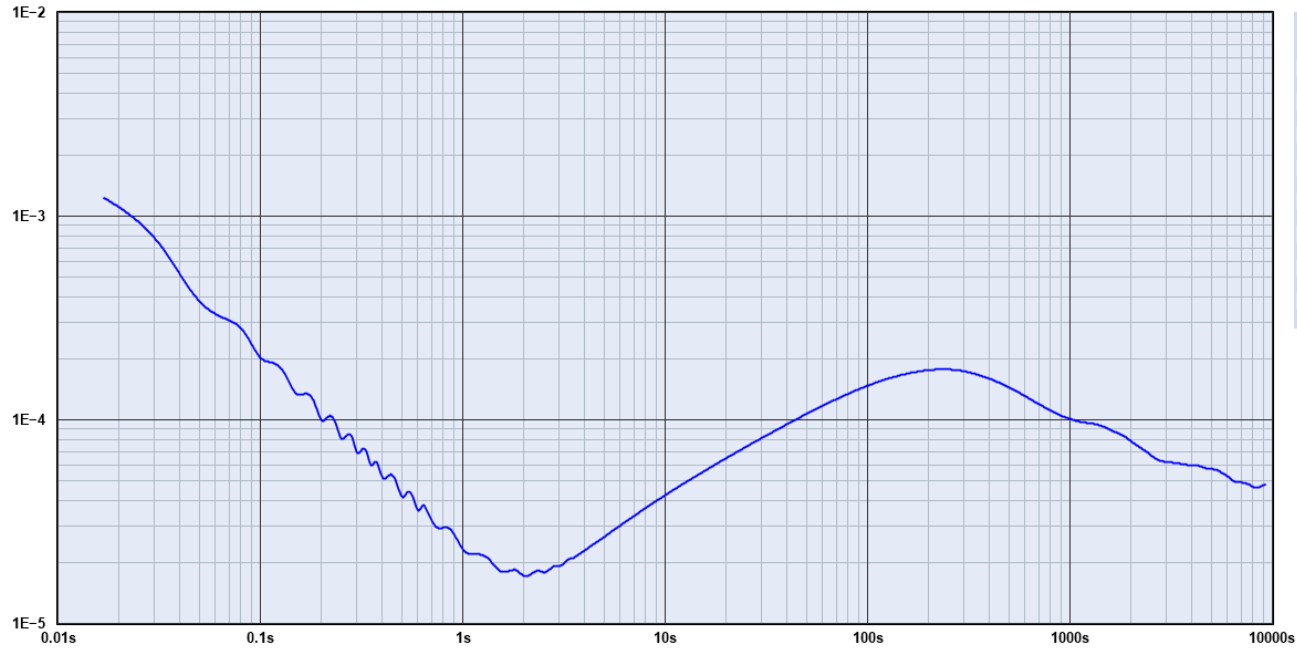
Origin	Drift (Hz/sec)	Drift (Hz/hr)
+2.06E-5	-2.88E-8	-1.04E-4

Avg Time (s)	Freq (Hz) at 39209s	Error
0 . 100	60 . 002 219 960	+3.70E-5
0 . 300	59 . 994 870 865	-8.55E-5
1	59 . 997 225 072	-4.62E-5
3	59 . 997 655 697	-3.91E-5
10	60 . 001 198 521	+2.00E-5
30	60 . 003 679 917	+6.13E-5
100	60 . 005 250 178	+8.75E-5
300	59 . 999 187 331	-1.35E-5
1 000	59 . 989 462 083	-1.76E-4
3 000	59 . 989 635 449	-1.73E-4

Trace	Notes	Input Freq	Sample Interval	Duration	Acquired	Instrument
60 Hz Mains (Unsaved)	HP5065A	60 Hz	1/60 s	10h 53m 29s	2352551 pts	TICC

60Hz Mains Power

Allan Deviation $\sigma_y(\tau)$



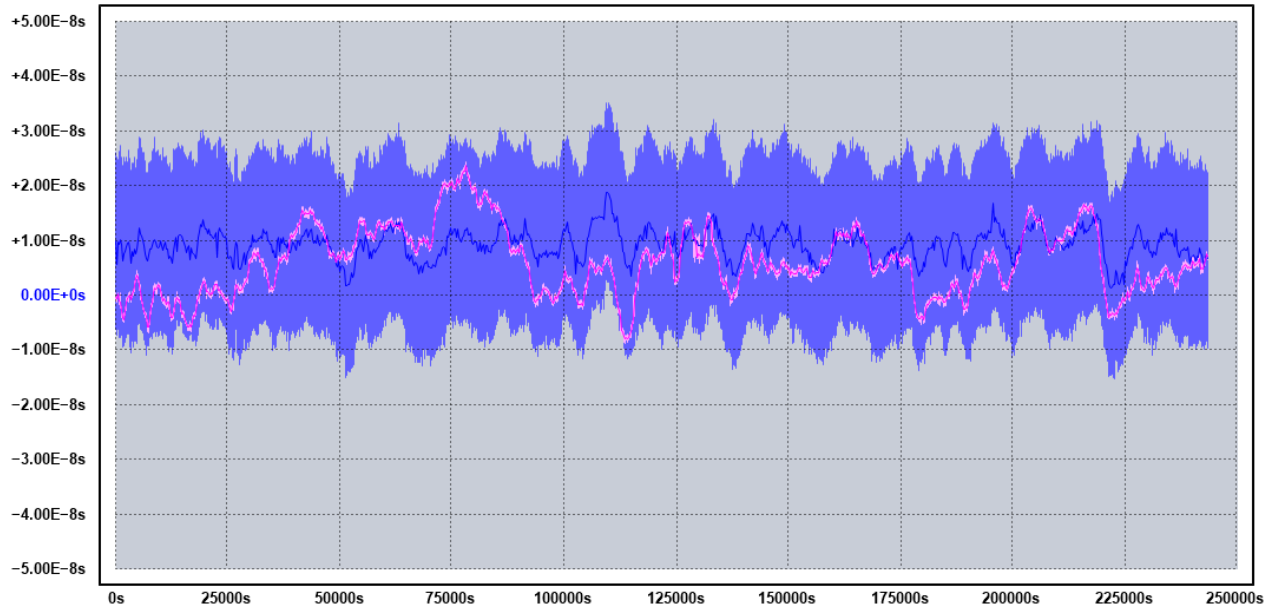
Tau	Sigma(Tau)
1s	2.32E-5
2s	1.72E-5
4s	2.30E-5
8s	3.73E-5
10s	4.31E-5
20s	6.55E-5
40s	9.62E-5
80s	1.35E-4
100s	1.49E-4
200s	1.77E-4
400s	1.60E-4
800s	1.12E-4
1000s	1.02E-4
2000s	7.89E-5
4000s	6.05E-5
8000s	4.76E-5

Trace	Notes	Input Freq	Sample Interval	Duration	Acquired	Instrument
60 Hz Mains (Unsaved)	HP5065A	60 Hz	1/60 s	10h 53m 29s	2352551 pts	TICC

GPS & Cesium Results

Original Phase Difference (Linear residual, zero-based)

Averaging window: Per-pixel



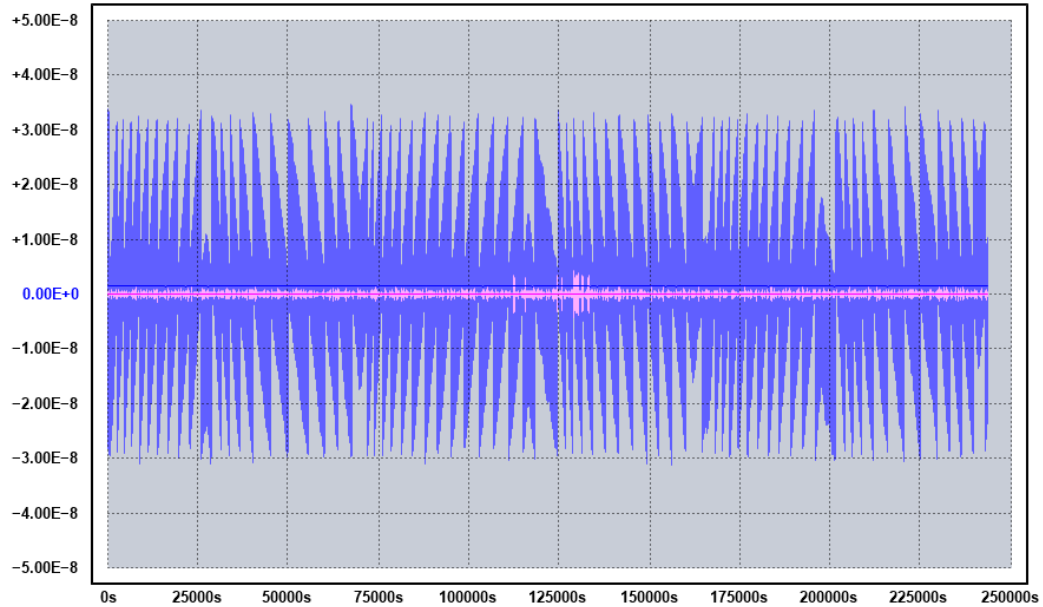
Origin	Slope (sec/sec)
+1.84E-8	-2.31E-15
+1.21E-8	-8.03E-13

Trace	Notes	Sample Interval	Duration	Acquired	Instrument
CNS-II GPS	Z3816 10 MHz	1 s	2d 19h 37m 17s	243437 pts	TICC Rev. C
HP5061A PPS	Z3816 10 MHz	1 s	2d 19h 37m 17s	243437 pts	TICC Rev. C

GPS & Cesium Results

Frequency Difference (Linear residual, zero-based)

Averaging window: Per-pixel



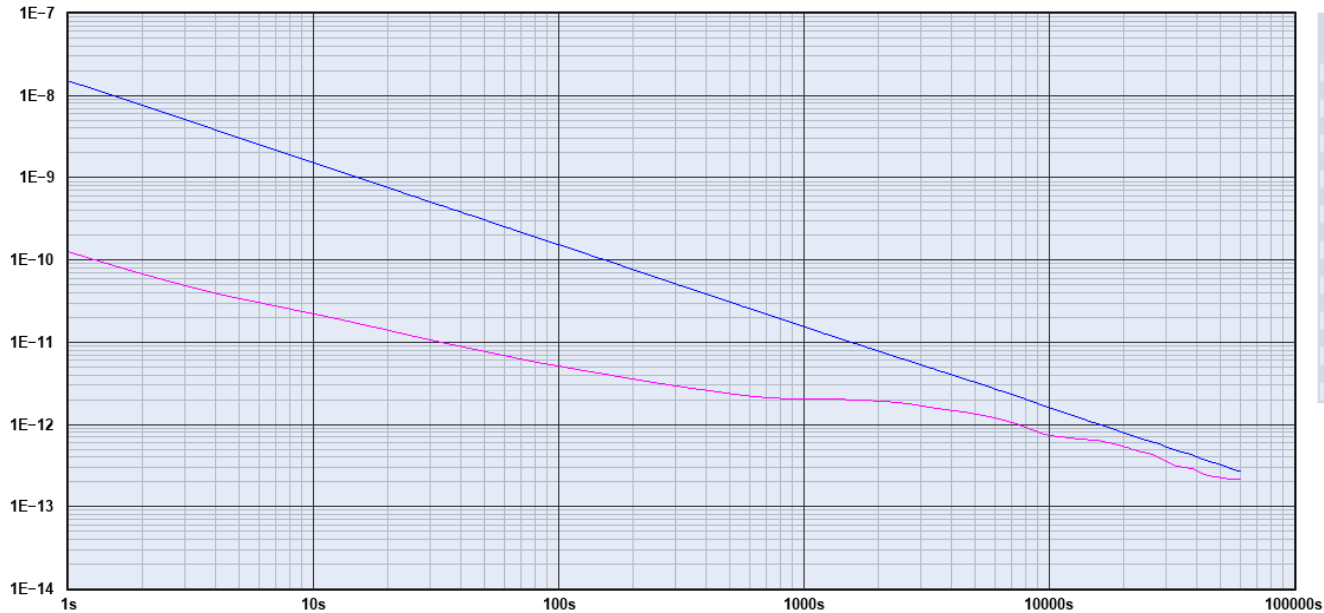
Origin	Drift (Hz/sec)	Drift (Hz/day)
+1.48E-9	-1.28E-18	-1.11E-13
+1.58E-12	-5.20E-19	-4.49E-14

Avg Time (s)	Freq (Hz) at 243436s	Error
1	1 . 000 000 007	+6.64E-9
3	0 . 999 999 997	-2.80E-9
10	1 . 000 000 001	+1.09E-9
30	1 . 000 000 000	+1.94E-11
100	1 . 000 000 000	+3.99E-11
300	1 . 000 000 000	-1.34E-11
1 000	1 . 000 000 000	+7.60E-12
3 000	1 . 000 000 000	+4.37E-13
10 000	1 . 000 000 000	+2.91E-14

Trace	Notes	Sample Interval	Duration	Acquired	Instrument
CNS-II GPS	Z3816 10 MHz	1 s	2d 19h 37m 17s	243437 pts	TICC Rev. C
HP5061A PPS	Z3816 10 MHz	1 s	2d 19h 37m 17s	243437 pts	TICC Rev. C

GPS & Cesium Results

Allan Deviation $\sigma_y(\tau)$



Tau	Sigma(Tau)
1s	1.52E-8
2s	7.68E-9
4s	3.83E-9
8s	1.91E-9
10s	1.53E-9
20s	7.65E-10
40s	3.84E-10
80s	1.92E-10
100s	1.54E-10
200s	7.73E-11
400s	3.86E-11
800s	1.94E-11
1000s	1.55E-11
2000s	7.89E-12
4000s	4.04E-12
8000s	2.04E-12
10000s	1.62E-12
20000s	8.01E-13
40000s	4.04E-13

Trace	Notes	Sample Interval	Duration	Acquired	Instrument
CNS-II GPS	Z3816 10 MHz	1 s	2d 19h 37m 17s	243437 pts	TICC Rev. C
HP5061A PPS	Z3816 10 MHz	1 s	2d 19h 37m 17s	243437 pts	TICC Rev. C

Thanks to...

- ▣ Tom McDermott, N5EG
- ▣ George Byrkit, K9TRV
- ▣ Jeremy McDermott, NH6Z
- ▣ Bruce Raymond, ND8I
- ▣ Tom Holmes, N8ZM
- ▣ Tom Van Baak
- ▣ John Miles KE5FX

Questions?

